

## LuxEOS Beam 40 VIVID COLOUR & TUNABLE WHITE

ULTRA NARROW LED BEAM FOR ARCHITECTURAL LIGHTING



A high performance Ultra Narrow 3° LED Flood using Red, Green, Blue, (Amber or White) **(CRI90+)** LEDs.

### KEY FEATURES



### LED COLOUR OPTIONS



### FINISH OPTIONS



### LIGHT QUALITY BEST IN CLASS

Calling upon our 45+ years of lighting expertise, our custom light engines deliver vibrant, internally mixed colour, smooth dimming and exceptional light output.

### HIGH PERFORMANCE

Flicker Free

**100,000 hours** L70 at 50°C

Single bin selected LED's for colour consistency.

### TRUE THERMAL DESIGN

Convection cooled for completely silent operation

Intelligent thermal management

Precision engineered housing.

### DURABLE AND RELIABLE

Waterproof to IP66 with an IK09 rating

Cast LM6 aluminium housing

Corrosion resistant as standard

Toughened glass & marine grade fasteners.

### CUSTOMISE TO YOUR SPECIFICATION

RAL paint finishes

Bespoke mounting brackets

Comprehensive range of beam angles are available










Single colour options.

### UK DESIGN & MANUFACTURE

The LuxEOS range of products are all designed and manufactured by Pulsar in Cambridge, UK.

## LuxEOS Beam 40 VIVID COLOUR & TUNABLE WHITE

ULTRA NARROW LED BEAM FOR ARCHITECTURAL LIGHTING

Options	Light Engine	LED Type	 Quad VC RGBW 5700K	 Quad VC RGBW 2700K	 Quad VC RGBA 1700K	 TW A 1700K W 2700K C 5700K	 Custom
		No. of LED's	40	40	40	40	On enquiry
		CRI	90+ (white)	90+ (white)	-	90+ (CW)	On enquiry
		Wavelength CCT (Colour Temp K)	R 624 - 634nm G 525 - 530nm B 445 - 450nm Cool W - 5700K	R 624 - 634nm G 525 - 530nm B 445 - 450nm Warm W - 2700K	R 624 - 634nm G 525 - 530nm B 445 - 450nm Amber - 1700K	Amber - 1700K Warm - 2700K Cool - 5700K	Custom single and multiple population
		Lumen output (All)	2884 lm	2856 lm	2826 lm	4212 lm	On enquiry
		Lumen maintainance	100,000 hours L70 at 50° C (Projected lifetime based on extrapolated LM-80 data)				
	Optics	Circular	3°				Custom
		Elliptical	3° x 60°				On enquiry
	Body Finish	RAL Reference	 9005 Black	 9006 Silver	 9016 White		 CUSTOM
		Finish	MN805L matt	SW262D matt	MA816E matt		On enquiry
		Material	AkzoNobel polyester exterior grade powder coat				
Specifications	Electrical	Power input	120 - 277V AC @ 50/60Hz.				
		Wattage	90W.				
		Control	DMX 512 - 4 channels (VC) 3 channels (TW) Resolution - 8 bit (with intelligent smoothing) RDM - Remote Device Management for easy setup Thermal - Automatic Thermal Management built in.				
		Connection	Combined Power and DMX, provided on a QuickLINK+ connector.				
	Physical	Weight & Dimensions	12.2 kgs (26.9lbs) 350mm (H) x 420mm (W) x 150mm (D) (including yoke).				
		Material and finish	Cast LM6 aluminium, powder coated - corrosion pre-treatment as standard.				
		Mount options	Multi-purpose bracket.				
		Lens and front glass	Acrylic lenses and toughened front glass to IK09.				
		Temperature range	-20 to +50°C Ambient				
		Ingress protection	IP66 - Dry conditions and damp or wet interior/exterior environments.				
Accessories	Installation	Mounting plate	Installed as part of the first fix installation, allowing the rotation of the luminaire post installation.				
	Connection Kits <small>* Not supplied. Please Specify the required connection kit for each luminaire.</small>	1m QuickLINK+ Cable	A 1metre long QuickLINK+ cable, one end is bare to enable the connection to existing wiring.				
		IP Enclosure +1m QuickLINK+	An IP66 wiring enclosure with a 1m QuickLINK+ tail to plug into LuxEOS luminaires.				
		IP Enclosure +1m QuickLINK+ with QuickLINK Tails	An IP66 wiring enclosure with a 1m QuickLINK+ tail to plug into LuxEOS luminaires. This variant also has QuickLINK tails so that the luminaires can be daisy chained together with a single cable run.				
		LuxNODE	A wireless Artnet to DMX converter with RDM compatability. Fitted within an IP65 enclosure or available as a PCB for custom installation.				
	Optical Control	HBS Kit	Replacement HBS (Holographic Beam Shaper) to change the beam angle of the luminaire.				
		Snoot	A baffle that fits around the luminaire to reduce off-axis glare.				
		Half Snoot	A baffle that reduces off-axis glare from the top of the luminaire only.				

## LuxEOS Beam 40 VIVID COLOUR & TUNABLE WHITE

ULTRA NARROW LED BEAM FOR ARCHITECTURAL LIGHTING

### LuxEOS FLOOD - PART NUMBERS

OPTIONS	DESCRIPTION	PART NUMBER STRUCTURE							
		LBEA	XXX.	XXXX.	XX.	XXXX.	XXX.	XX.	XX
LBEA	LuxEOS Beam luminaire	LBEA							
M20 / M40 / M80	Luminaire size - LuxEOS Beam 20, 40, 80		XXX.						
RDM2	Control - DMX + RDM			XXXX.					
VC / A3 / A1 / TW	LED Type (VC=RGB57K, A3=RGB27K, A1=RGB17K, TW=Tunable White)				XX.				
9005 / 9006 / 9016	Finish - 9005 (Black), 9006 (Silver), 9016 (White)					XXXX.			
003 / H06	Beam angle - 003 (3°) / H06 (3°x60°)						XXX.		
not applicable								XX.	
not applicable									XX

Example : LuxEOS Beam 40, RDM, VC 5700K, Silver, 3° = **LBEAM40.RDM2.VC.9006.003.XX.XX**

### LuxEOS OPTICAL CONTROL ACCESSORIES - PART NUMBERS

OPTIONS	DESCRIPTION	PART NUMBER STRUCTURE							
		LUXI	XXX.	XXXX.	XX.	XXXX.	XXX.	XX.	XX
LUXI	LUXI accessory	LUXI							
A09 / A18 / A36	Luminaire-LuxEOS A09 = B20, A18 = B40, A36 = B80		XXX.						
A002 / A003	Beam Shaper - A002 Snoot, A003 Half Snoot			XXXX.					
not applicable					XX.				
9005 / 9006 / 9016	Finish - 9005 (Black), 9006 (Silver), 9016 (White)					XXXX.			
not applicable							XXX.		
not applicable								XX.	
not applicable									XX

Example : LuxEOS Beam 40 Snoot Black = **LUXIA18.A002.XX.9005.XXX.XX.XX**

### INSTALLATION ACCESSORIES

Description	Part Number
Mounting plate for LuxEOS Flood 9 & 18, Beam 20 & 40	LUXIM01.F002.XX.9005.XXX.XX.XX
Mounting plate for LuxEOS Flood 36, Beam 80	LUXIM01.F001.XX.9005.XXX.XX.XX
QuickLINK+ cable 1m - bare ends	LUXIHWX.XL01.XX.NONE.XXX.XX.XX
LuxCONNECT box IP66 - No QuickLINK+ (supplied with cable glands)	LUXIHWX.WB02.XX.NONE.XXX.XX.XX
LuxCONNECT box IP66 - With 1 - QuickLINK+ (F) 1m cable, for hardwired installation (supplied with cable glands)	LUXIHWX.WB01.XX.NONE.XXX.XX.XX
LuxCONNECT box IP66 - With 2 - QuickLINK+ (F) 1m cables, for hardwired installation (supplied with cable glands)	LUXIHWX.WB03.XX.NONE.XXX.XX.XX
LuxCONNECT box IP66 - Prewired with 1 - QuickLINK+ (F) 1m cable, 1 - QuickLINK (M) in 1 - QuickLINK (F) out	LUXIQLX.WB11.XX.NONE.XXX.XX.XX
LuxNODE wireless connection box IP66 - No QuickLINK+ for hardwired installation (supplied with cable glands)	LUXIHWX.LN02.XX.NONE.XXX.XX.XX
LuxNODE wireless connection box IP66 - With 1 - QuickLINK+ (F) 1m cable, for hardwired installation (supplied with cable glands)	LUXIHWX.LN01.XX.NONE.XXX.XX.XX
LuxNODE wireless connection box IP66 - Prewired with 1 - QuickLINK+ (F) 1m cable, 1 - QuickLINK (M) in 1 - QuickLINK (F) out	LUXIQLX.LN03.XX.NONE.XXX.XX.XX

#### DW Windsor

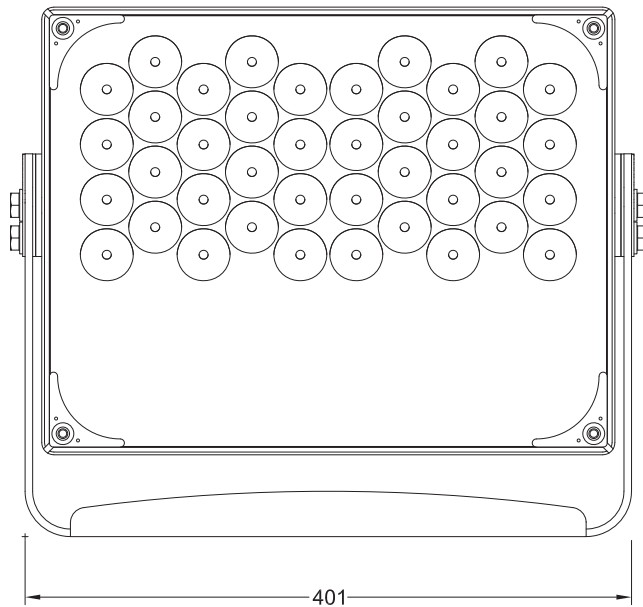
Pindar Road, Hoddesdon, EN11 0DX  
www.dwwindsor.com | info@dwwindsor.com | +44 (0) 1992 474 600

## LuxEOS Beam 40 VIVID COLOUR & TUNABLE WHITE

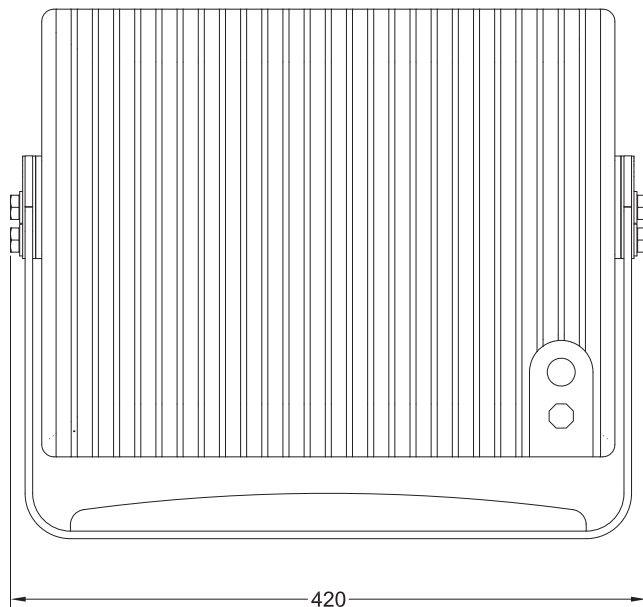
ULTRA NARROW LED BEAM FOR ARCHITECTURAL LIGHTING

PRODUCT DRAWINGS (All dimensions in mm)

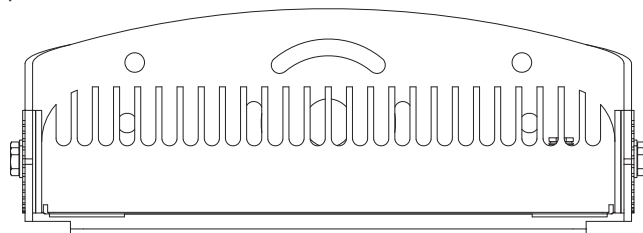
Front view



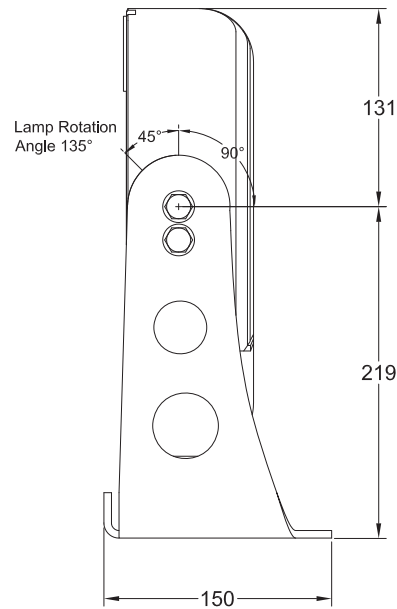
Rear view



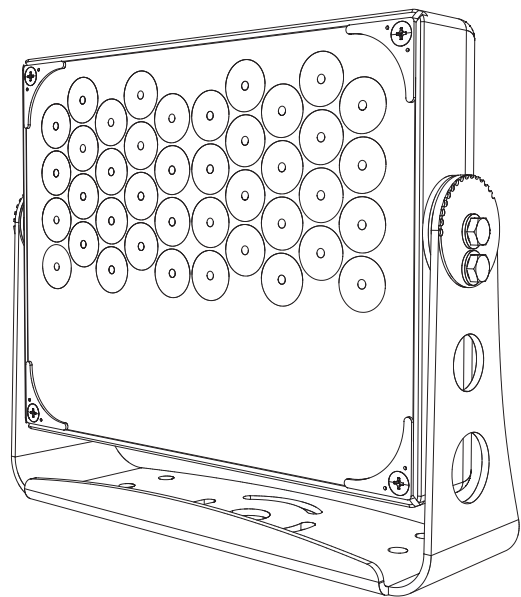
Top view



Side view



Perspective view



LUXEOS RANGE BEAM

### Weights


LuxEOS Beam 40 - 12.2 kgs

### Dimensions

350mm (H) x 420mm (W) x 150mm (D)

## ULTRA NARROW LED BEAM FOR ARCHITECTURAL LIGHTING

### Standard Yoke



- (A) - Clearance for M12 fixings  
(B) - Clearance for M10 fixings  
(C) - M10 Studs for Standard Yoke

All dimensions in mm

**DW Windsor**

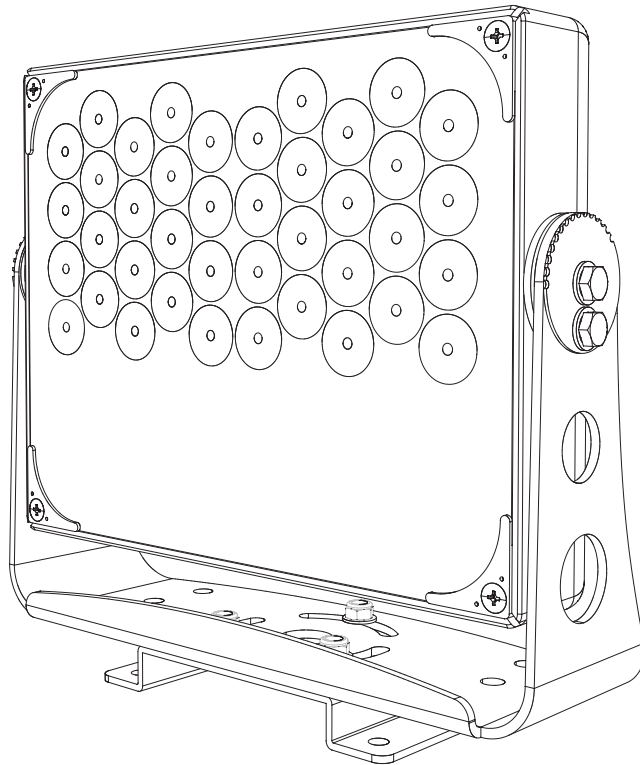
Pindar Road, Hoddesdon, EN11 0DX  
www.dwwindsor.com | info@dwwindsor.com | +44 (0) 1992 474 600

## LuxEOS Beam 40 VIVID COLOUR & TUNABLE WHITE

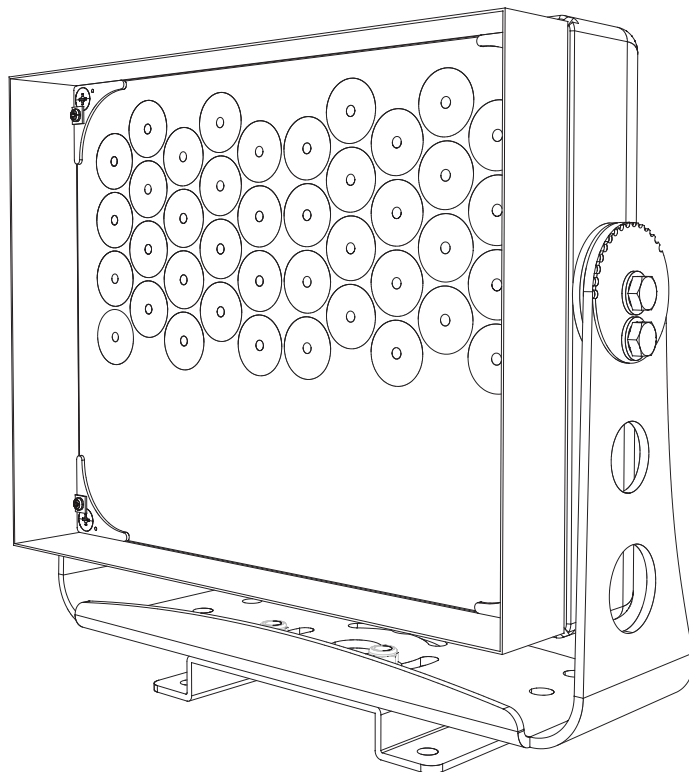
ULTRA NARROW LED BEAM FOR ARCHITECTURAL LIGHTING

### PRODUCT DRAWINGS

Standard LuxEOS Beam 40  
With optional Mounting Plate



Standard LuxEOS Beam 40  
With optional Mounting Plate  
and 50mm Snoot

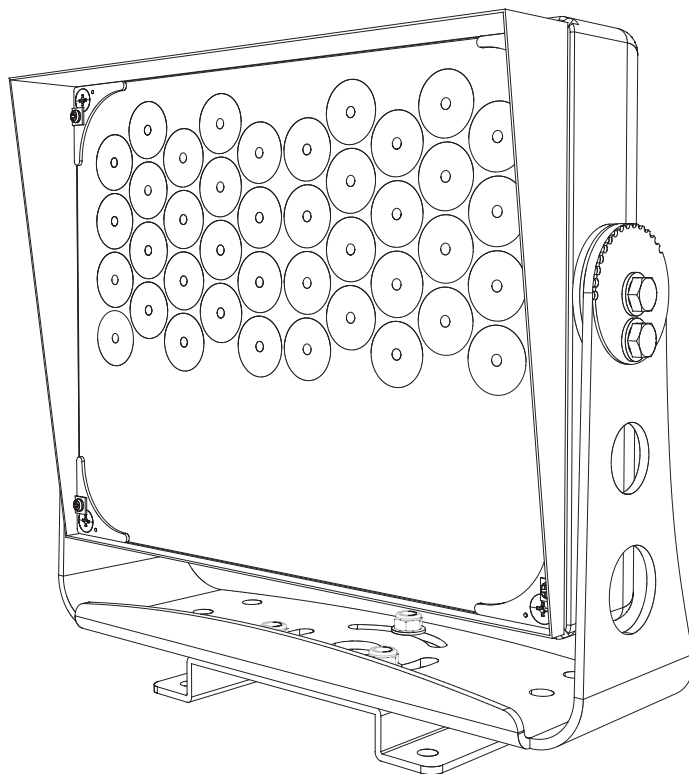


## LuxEOS Beam 40 VIVID COLOUR & TUNABLE WHITE

ULTRA NARROW LED BEAM FOR ARCHITECTURAL LIGHTING

### PRODUCT DRAWINGS

Standard LuxEOS Beam 40  
With optional Mounting Plate  
and Half Snoot
















## LuxEOS Beam 40 VIVID COLOUR & TUNABLE WHITE

ULTRA NARROW LED BEAM FOR ARCHITECTURAL LIGHTING

### ADDITIONAL INFORMATION

#### Key Feature Icons

 Ingress Protection Value	 Mechanical Impact Protection IK Value	 Operating Temperature Range	 Corrosion Resistant
 Warranty Period	 Operating Voltage Range	 Smooth Interbit Theatrical Dimming	 True Flicker Free Output
 Colour Rendering Index Value	 Single Bin LED Selection	 DMX 512 Control	 RDM Compliant
 LuxRamp For Maximum Output			

#### Cabling

##### Mains Supply Cable Colours (Harmonised)

Green/Yellow	Earth - Ground
Brown	Live Phase
Blue	Neutral

##### DMX Cable Colours (Pulsar)

White	DMX +
Blue	DMX -
Shield	Screen

##### QuickLINK+ Cable Colours (Power)

Green	Earth - Ground
Black	Live Phase
White	Neutral

##### QuickLINK+ Cable Colours (Data in)

White	DMX +
Green	DMX -
Shield	Screen

##### QuickLINK+ Cable Colours (Data through)

Red	DMX +
Blue	DMX -
Shield	Screen

#### Portable Appliance Testing

LuxEOS luminaires may be safely earth bond and insulation tested (500V).

#### Maintenance

LuxEOS luminaires should be regularly tested and inspected, and as part of this checked for the build up of external moss and debris which can reduce the light output. If cleaning is required, then a mild water based detergent should be used, care should be taken to avoid the use of harsh solvent based cleaning materials as this could result in damage to the luminaire. Under no circumstances should pressure washers be used for cleaning.

The light source contained in this luminaire shall only be replaced by Pulsar or an authorised service agent or a similar qualified person.

#### Standards

LuxEOS luminaires conform to the following standards and certification.



UKCA



European CE



RoHS



WEEE

#### Warranty

Five years from the date of original purchase.

The warranty covers defects in manufacturing workmanship and materials. It is limited to parts and labour.

The warranty becomes void if the product is :-

- A Misused.
- B Not used in accordance with the instructions.
- C The cable connections are not made according to our instructions if the unit is used in damp or wet environments.
- D Repairs are made by unauthorised persons.
- E The serial number label has been removed or defaced.

Pulsar's maximum liability shall not exceed the price paid for the product.

In the unlikely event of a fault occurring, do not use without repair, return the product, with a description of the fault, to your supplier or direct to Pulsar for immediate attention.

Full warranty details are available on request or from our website at [www.pulsarlight.com](http://www.pulsarlight.com).

As part of our commitment to continuous improvement PULSAR may change the specifications of its products without prior notification or public announcement.

All descriptions, illustrations, drawings and specifications in this publication present only general particulars and shall not form part of any contract.

Please visit our website for the most up to date information.

#### DW Windsor

Pindar Road, Hoddesdon, EN11 0DX

[www.dwwindsor.com](http://www.dwwindsor.com) | [info@dwwindsor.com](mailto:info@dwwindsor.com) | +44 (0) 1992 474 600