



Rio with dished polycarbonate glazing
Central Forest Park, Stoke-on-Trent

- Flat glass glazing for zero light pollution
- Coloured central spill light for enhanced decorative effect
- Exceptional ease of maintenance via stainless steel over-centre latches
- Ingress Protection – whole luminaire sealed to IP65

Diamond Optic®



Diamond Optic® reflector system reduces light pollution and allows increased column spacings. See pages 16-19 for full details.

Rio Product Codes

500	450	Rio		Example
1. Model				
RI5	RI4			R15
2. Mounting				
S	S	Side Entry		S
D	D	Direct Entry		
3. Spill Light Colour				
B	B	Blue		B
W	W	White		
G	G	Green		
4. Lamp				
	070S	70w SON-T+/CDO-TT		250H
100S	100S	100w SON-T+/CDO-TT		
150S	150S	150w SON-T+/CDO-TT		
250S		250w SON-T+/CDO-TT		
	070H	70w HQI-E		
100H	100H	100w HQI-E		
150H	150H	150w HQI-E		
250H		250w HQI-E		
035C	035C	35w CDM-T		
	070C	70w CDM-T		
150C	150C	150w CDM-T		
045W	045W	45w CosmoWhite		
	060W	60w CosmoWhite		
090W	090W	90w CosmoWhite		
140W		140w CosmoWhite		
5. Colour				
81	81	PAN 7621 Metallic Silver*		81
6. Diamond Optic® Setting				
A	A	5/35	Configuration	D
B	B	10/10	See inside cover	
C	C	31/35	for details	
D	D	5/25		
7. Photocell				
C	C	Yes		N
N	N	No		

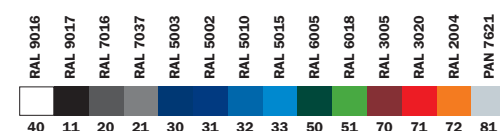
Open front cover flap for our guide to using this table. For non-standard codes, call us on 01992 474600.

Example Code:

1. **R15** Rio 500
2. **S** with Side Entry
3. **B** Blue Spill Light
4. **250H** 250w HQI-E
5. **81** Painted PAN 7621 Metallic Silver
6. **D** Diamond Optic® setting D
7. **N** without Photocell

= R15 S B 250H 81 D N

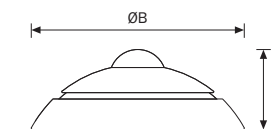

* For an alternative colour, replace 81 with the two digit number of the colour you require



This product is available in the colours listed on the opposite page, as well as any other colour from our full standard range, shown here, to special order. See inside cover flap for details.

Suggested column/bracket options

For full range of columns and brackets see page 162



Variant	Dimensions (mm)		Weight (kg)	Windage
	A	B		
500	276	750	20	0.14m²
450	252	675	17	0.12m²

Rio

IP65 IK07
CLASS I

modern

Options

Sizes:
Rio 500
For mounting at 8 - 12 metres
Maximum lamp wattage: 250w

Rio 450
For mounting at 6 - 8 metres
Maximum lamp wattage: 150w

Glazing:
Flat toughened glass

Optical control:
Diamond Optic®

Lamp:
45, 60, 90, 140w CosmoWhite
70, 100, 150, 250w SON-T+
70, 100, 150, 250w HQI-E
35, 70, 150w CDM-T
70, 100, 150, 250w CDO-TT

Mounting:
Side entry [42 mm Ø]
Direct entry [76 mm Ø]

Colours:
RAL 9017 Black
RAL 7016 Anthracite Grey
PAN 7621 Metallic Silver

Other:
Electronic gear, some models

Miniature photocell

Spill light feature available in choice of green, white or blue

Materials

Ring:
Cast aluminium

Canopy:
Spun aluminium

Spill light:
Glass spreader lens with acrylic cover

Entry:
Cast aluminium

Access:
Body coloured stainless steel over-centre latches

Seals:
Silicone rubber

Finish:
Polyester powder coated

Contact us for electronic control systems

dwwindsor.co.uk
answers@dwwindsor.co.uk