




- Ingress Protection – one piece glazing and neoprene gasket ensure whole luminaire sealed to IP65
- Base casting has external connector block for ease of installation
- Tool-less access to luminaire for ease of maintenance



Short reeded glazing option

Diamond Optic®



Diamond Optic® reflector system reduces light pollution and allows increased column spacings. See pages 16-19 for full details.

When fitted with 100w SON-T+ or CDO-TT lamps, Diamond Optic® setting A is unavailable and Diamond Optic® Setting C (31/35) is restricted to 25/25 due to the size of the lamp and lampholder, resulting in a slightly altered distribution pattern.

Newport Product Codes

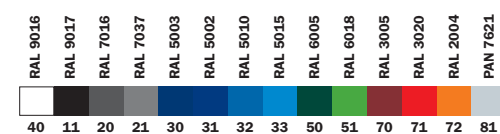
Newport		Example	
1. Model			
NEW		NEW	
2. Glazing			
M	Medium Clear Cone	M	
S	Short Reeded Cone		
3. Lamp			
050S	50w SON-T+	150H	
070S	70w SON-T+/CDO-TT		
100S	100w SON-T+/CDO-TT		
070H	70w HQI-E		
100H	100w HQI-E		
150H	150w HQI-E		
035C	35w CDM-T		
070C	70w CDM-T		
150C	150w CDM-T		
042P	42w PL-T		
045W	45w CosmoWhite		
060W	60w CosmoWhite		
090W	90w CosmoWhite		
140W	140w CosmoWhite		
4. Colour			
11	RAL 9017 Black*	11	
5. Diamond Optic® Setting			
A	5/35	C	
B	10/10		See inside cover
C	31/35		for details
D	5/25		
6. Photocell			
C	Yes	N	
N	No		

Open front cover flap for our guide to using this table. For non-standard codes, call us on 01992 474600.

Example Code:
 1. **NEW** Newport
 2. **M** Medium Clear Cone Glazing
 3. **150H** 150w HQI-E
 4. **11** Painted RAL 9017 Black
 5. **C** Diamond Optic® setting C
 6. **N** without Photocell

= **NEW M 150H 11 C N**

* For an alternative colour, replace 11 with the two digit number of the colour you require



This product is available in the colours listed on the opposite page, as well as any other colour from our full standard range, shown here, to special order. See inside cover flap for details.

Newport

IP65 IK07
CLASS I

urban classic

Options

Size:
Newport
 For mounting at 3 - 6 metres
 Maximum lamp wattage: 150w

Glazing:
 Medium clear polycarbonate glazing cone (standard)
 Short internally reeded polycarbonate glazing cone

Optical control:
 Diamond Optic®

Lamp:
 45, 60, 90, 140w CosmoWhite
 50, 70, 100w SON-T+
 70, 100, 150w HQI-E
 35, 70, 150w CDM-T
 70, 100w CDO-TT
 42w PL-T

Mounting:
 76 mm Ø

Colours:
 RAL 9017 Black
 RAL 7016 Anthracite Grey
 RAL 5003 Sapphire Blue
 RAL 6005 Light Moss Green
 RAL 3005 Wine Red

Other:
 Electronic gear, some models
 Miniature photocell
 Obtrusive light shield(s)

Zebra crossing version available.
 See page 36-39 for details

Materials

Canopy:
 Spun aluminium

Base:
 Cast aluminium

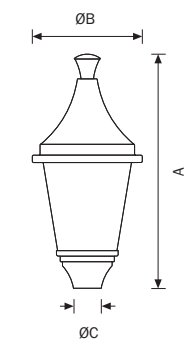
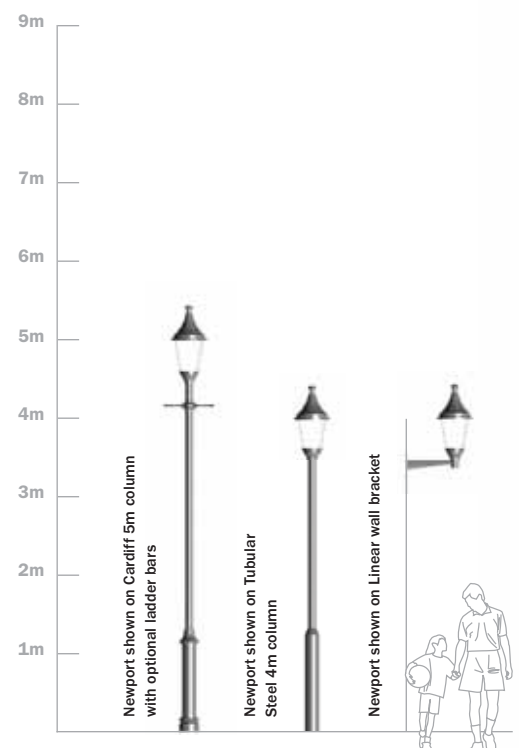
Access:
 Removable canopy

Seals:
 Neoprene

Finish:
 Polyester powder coated

Suggested column/bracket options

For full range of columns and brackets see page 162



Variant	Dimensions (mm)			Weight (kg)	Windage
	A	B	C		
Medium Glazing	778	365	76	9.4	0.15m ²
Short Glazing	716	365	76	9.4	0.13m ²

dwwindsor.co.uk
 answers@dwwindsor.co.uk