

Milano

modern

Features

- Contemporary design with all-aluminium construction
- Canopy support arms come in two designs – straight or curved
- Conventional or electronic control gear – with remote dimming and control options available

The Milano is an area lighting post-top luminaire with a distinctive modern design capable of making a strong lighting statement in any high end city centre or corporate installation.

This striking, all-aluminium product, 630mm in diameter, can take a range of lamps including Philips CosmoPolis.

Milano is available with flat toughened glass or polycarbonate diffuser. The canopy support arms can be either straight or curved to closely enhance the surrounding architecture or landscape.






St. Marys Axe, 'The Gherkin', London

- Tool-less access for lamp change via hinged lid
- Cable termination within product base
- Easy-fit™ feature allows for ease of installation and accurate luminaire alignment
- Can be mounted onto 76 and 89mm diameter columns

Diamond Optic®



Diamond Optic® reflector system reduces light pollution and allows increased column spacings. See pages 16-19 for full details.

Milano Product Codes

Milano		Example
1. Model		
MIL 4		MIL 4
2. Arm Style		
C	Curved Arms	C
S	Straight Arms	
3. Glazing		
F	Flat toughened glass	P
P	Polycarbonate bowl	
4. Mounting		
76	76mm Ø	76
89	89mm Ø	
5. Lamp		
050S	50w SON-T+	060W
070S	70w SON-T+/CDO-TT	
100S	100w SON-T+/CDO-TT	
150S	150w SON-T+/CDO-TT	
070H	70w HQI-E	
100H	100w HQI-E	
150H	150w HQI-E	
035C	35w CDM-T	
070C	70w CDM-T	
150C	150w CDM-T	
042P	42w PL-T	
057P	57w PL-T	
045W	45w CosmoWhite	
060W	60w CosmoWhite	
090W	90w CosmoWhite	
140W	140w CosmoWhite	
6. Colour		
20	RAL 7016 Anthracite Grey*	20
7. Diamond Optic® Setting		
A	5/35 Configuration	C
B	10/10 See inside cover	
C	31/35 for details	
D	5/25	
8. Photocell		
C	Yes	C
N	No	

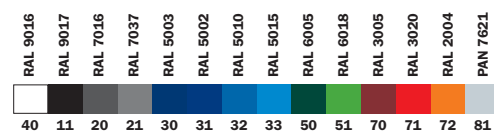
Open front cover flap for our guide to using this table. For non-standard codes, call us on 01992 474600.

Example Code:

1. MIL 4 Milano
2. C Curved Arms
3. P Polycarbonate bowl
4. 76 76mm Ø mounting
5. 060W 60w CosmoWhite
6. 20 Painted RAL 7016 Anthracite Grey
7. C Diamond Optic® setting C
8. C with Photocell

= MIL 4 C P 76 060W 20 C C

* For an alternative colour, replace 20 with the two digit number of the colour you require



This product is available in the colours listed on the opposite page, as well as any other colour from our full standard range, shown here, to special order. See inside cover flap for details.

Milano - curved arm

IP66 IK07
CLASS I

modern

Options

Styles:
Milano
Straight Arms

Milano
Curved Arms

Size:
For mounting at 4 - 6 metres
Maximum lamp wattage: 150w

Glazing:
Flat toughened glass (standard)
Polycarbonate bowl

Optical Control:
Diamond Optic®

Lamp:
45, 60, 90, 140w CosmoWhite
50, 70, 100, 150w SON-T+
50, 70, 100, 150w HQI-E
35, 70, 150w CDM-T
70, 100, 150w CDO-TT
42, 57w PL-T

Mounting:
76mm Ø

Colours:
RAL 9017 Black
RAL 7016 Anthracite Grey
RAL 7037 Dusty Grey
PAN 7621 Metallic Silver
RAL 9007 Textured Metallic Grey

Other:
Electronic gear, some models

Miniature photocell

89mm Ø mounting spigot

Obtrusive light shield, except for flat toughened glass option

Materials

Base:
Pressure die cast aluminium

Arms:
Pressure die cast aluminium

Canopy:
Spun aluminium

Access:
Sealed quarter-turn latch

Seals:
Silicone rubber

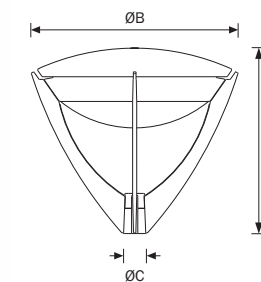
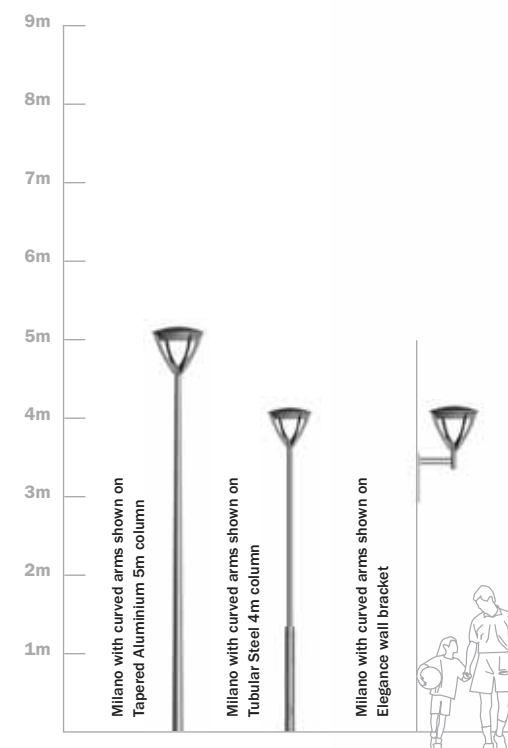
Finish:
Polyester powder coated

Contact us for electronic control systems

dwwindsor.co.uk
answers@dwwindsor.co.uk

Suggested column/bracket options

For full range of columns and brackets see page 162



Dimensions (mm)			Weight (kg)	Windage
A	B	C		
630	700	76	16	0.16m²



The Hub, Milton Keynes

- Tool-less access for lamp change via hinged lid
- Cable termination within product base
- Easy-fit™ feature allows for ease of installation and accurate luminaire alignment
- Can be mounted onto 76 and 89mm diameter columns

Diamond Optic®



Diamond Optic® reflector system reduces light pollution and allows increased column spacings. See pages 16-19 for full details.

Milano Product Codes

Milano		Example
1. Model		
MIL 4		MIL 4
2. Arm Style		
C	Curved Arms	S
S	Straight Arms	
3. Glazing		
F	Flat toughened glass	P
P	Polycarbonate bowl	
4. Mounting		
76	76mm Ø	76
89	89mm Ø	
5. Lamp		
050S	50w SON-T+	060W
070S	70w SON-T+/CDO-TT	
100S	100w SON-T+/CDO-TT	
150S	150w SON-T+/CDO-TT	
070H	70w HQI-E	
100H	100w HQI-E	
150H	150w HQI-E	
035C	35w CDM-T	
070C	70w CDM-T	
150C	150w CDM-T	
042P	42w PL-T	
057P	57w PL-T	
045W	45w CosmoWhite	
060W	60w CosmoWhite	
090W	90w CosmoWhite	
140W	140w CosmoWhite	
6. Colour		
20	RAL 7016 Anthracite Grey*	20
7. Diamond Optic® Setting		
A	5/35	C
B	10/10	
C	31/35	
D	5/25	
8. Photocell		
C	Yes	C
N	No	

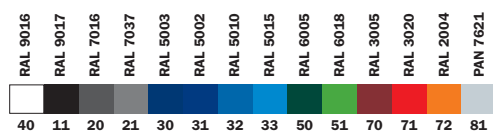
Open front cover flap for our guide to using this table. For non-standard codes, call us on 01992 474600.

Example Code:

1. MIL 4 Milano
2. S Straight Arms
3. P Polycarbonate bowl
4. 76 76mm Ø mounting
5. 060W 60w CosmoWhite
6. 20 Painted RAL 7016 Anthracite Grey
7. C Diamond Optic® setting C
8. C with Photocell

= MIL 4 S P 76 060W 20 C C

* For an alternative colour, replace 20 with the two digit number of the colour you require



This product is available in the colours listed on the opposite page, as well as any other colour from our full standard range, shown here, to special order. See inside cover flap for details.

Milano - straight arm

IP66 IK07
CLASS I

modern

Options

Styles:
Milano
Straight Arms

Milano
Curved Arms

Size:
For mounting at 4 - 6 metres
Maximum lamp wattage: 150w

Glazing:
Flat toughened glass (standard)
Polycarbonate bowl

Optical Control:
Diamond Optic®

Lamp:
45, 60, 90, 140w CosmoWhite
50, 70, 100, 150w SON-T+
50, 70, 100, 150w HQI-E
35, 70, 150w CDM-T
70, 100, 150w CDO-TT
42, 57w PLT

Mounting:
76mm Ø

Colours:
RAL 9017 Black
RAL 7016 Anthracite Grey
RAL 7037 Dusty Grey
PAN 7621 Metallic Silver
RAL 9007 Textured Metallic Grey

Other:
Electronic gear, some models

Miniature photocell

89mm Ø mounting spigot

Obtrusive light shield, except for flat toughened glass option

Materials

Base:
Pressure die cast aluminium

Arms:
Pressure die cast aluminium

Canopy:
Spun aluminium

Access:
Sealed quarter-turn latch

Seals:
Silicone rubber

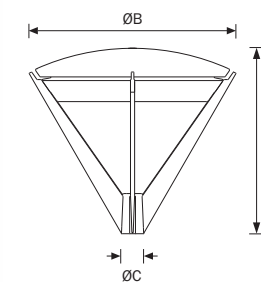
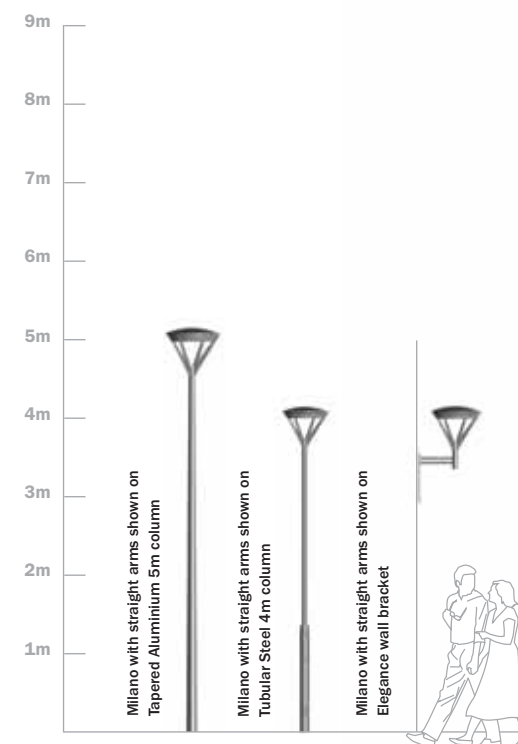
Finish:
Polyester powder coated

Contact us for electronic control systems

dwwindsor.co.uk
answers@dwwindsor.co.uk

Suggested column/bracket options

For full range of columns and brackets see page 162



Dimensions (mm)			Weight (kg)	Windage
A	B	C		
630	700	76	16	0.16m ²