



City Park, Hove

- All aluminium construction in a sleek, architectural design
- Base has external connector block for ease of installation




Manhattan with small canopy

# Manhattan

IP65 IK08  
CLASS I

modern

## Diamond Optic®



Diamond Optic® reflector system reduces light pollution and allows increased column spacings. See pages 16-19 for full details.

When fitted with 100w SON-T+ or CDO-TT lamps, Diamond Optic® setting A is unavailable and Diamond Optic® setting C is restricted to 25/25 due to the size of the lamp and lampholder, resulting in a slightly altered distribution.

## Manhattan Product Codes

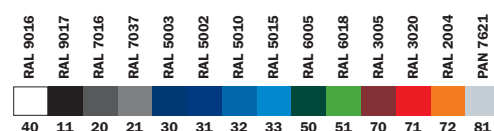
Manhattan		Example	
<b>1. Model</b>			
MAN		MAN	
<b>2. Lamp</b>			
050S	50w SON-T+	090W	
070S	70w SON-T+/CDO-TT		
100S	100w SON-T+/CDO-TT		
070H	70w HQI-E		
100H	100w HQI-E		
150H	150w HQI-E		
035C	35w CDM-T		
070C	70w CDM-T		
150C	150w CDM-T		
042P	42w PL-T		
045W	45w CosmoWhite		
060W	60w CosmoWhite		
090W	90w CosmoWhite		
140W	140w CosmoWhite		
<b>3. Colour</b>			
81	PAN 7621 Metallic Silver*	81	
<b>4. Diamond Optic® Setting</b>			
A	5/35	Configuration See inside cover for details	C
B	10/10		
C	31/35		
D	5/25		
<b>5. Photocell</b>			
C	Yes	C	
N	No		

Open front cover flap for our guide to using this table. For non-standard codes, call us on 01992 474600.

**Example Code:**  
**1. MAN** Manhattan  
**2. 090W** 90w CosmoWhite  
**3. 81** Painted PAN 7621 Metallic Silver  
**4. C** Diamond Optic® setting C with Photocell

= **MAN 090W 81 C C**

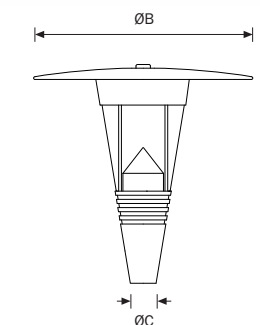
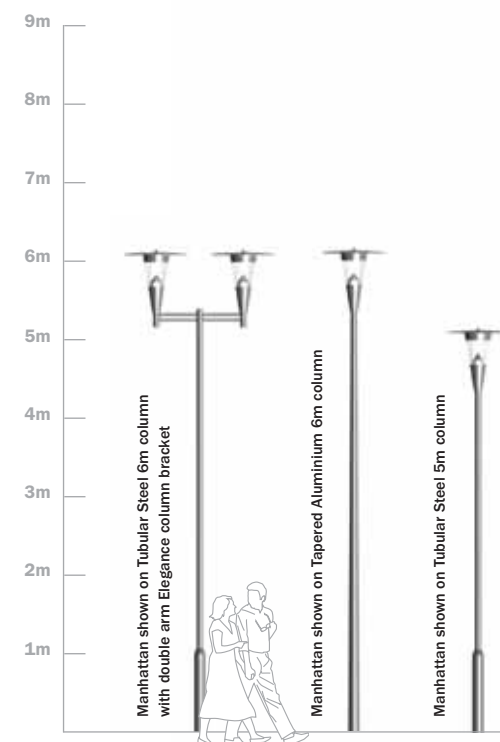
\* For an alternative colour, replace 81 with the two digit number of the colour you require



This product is available in the colours listed on the opposite page, as well as any other colour from our full standard range, shown here, to special order. See inside cover flap for details.

## Suggested column/bracket options

For full range of columns and brackets see page 162



Dimensions (mm)			Weight (kg)	Windage
A	B	C		
810	800	76	18	0.19m <sup>2</sup>

## Options

**Sizes:**  
**Manhattan**  
 For mounting at 4 - 6 metres  
 Maximum lamp wattage: 150w

**Glazing:**  
 Clear polycarbonate glazing cone

**Optical control:**  
 Diamond Optic®

**Lamp:**  
 45, 60, 90, 140w CosmoWhite  
 50, 70, 100w SON-T+  
 50, 70, 100, 150w HQI-E  
 35, 70, 150w CDM-T  
 70, 100w CDO-TT  
 42w PL-T

**Mounting:**  
 76 mm Ø

**Colours:**  
 RAL 9017 Black  
 RAL 7016 Anthracite Grey  
 PAN 7621 Metallic Silver

**Other:**  
 Electronic gear, some models

Miniature photocell

Obtrusive light shield(s)

Small canopy 600mm Ø available to order

## Materials

**Canopy/brim:**  
 Spun aluminium

**Base:**  
 Cast aluminium

**Access:**  
 Removable canopy

**Seals:**  
 Neoprene

**Finish:**  
 Polyester powder coated

dwwindsor.co.uk  
 answers@dwwindsor.co.uk