




- Flat glass glazing option for zero light pollution
- Exceptional ease of maintenance via stainless steel over-centre latches
- Ingress Protection – whole luminaire sealed to IP66
- Base has external connector block for ease of installation

Diamond Optic®



Diamond Optic® reflector system reduces light pollution and allows increased column spacings. See pages 16-19 for full details.

Dundee & Crieff Product Codes

Dundee	Crieff	Dundee & Crieff	Example
1. Model			
DUN	CRF		DUN
2. Glazing			
P	P	Polycarbonate bowl	P
3. Lamp			
050S	050S	50w SON-T+	070S
070S	070S	70w SON-T+/CDO-TT	
100S	100S	100w SON-T+/CDO-TT	
150S	150S	150w SON-T+/CDO-TT	
070H	070H	70w HQI-E	
100H	100H	100w HQI-E	
150H	150H	150w HQI-E	
035C	035C	35w CDM-T	
070C	070C	70w CDM-T	
150C	150C	150w CDM-T	
042P	042P	42w PL-T	
057P	057P	57w PL-T	
045W	045W	45w CosmoWhite	
060W	060W	60w CosmoWhite	
090W	090W	90w CosmoWhite	
5. Colour			
20	20	RAL 7016 Anthracite Grey*	20
04		Black ring & anodised canopy	
6. Diamond Optic® Setting			
A	A	5/35	Configuration
B	B	10/10	See inside cover
C	C	31/35	for details
D	D	5/25	
7. Photocell			
C	C	Yes	C
N	N	No	

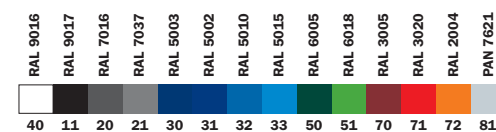
Open front cover flap for our guide to using this table. For non-standard codes, call us on 01992 474600.

Example Code:

- DUN** Dundee
- P** Polycarbonate Bowl Glazing
- 070S** 70w SON-T+/CDO-TT
- 20** Painted RAL 7016 Anthracite Grey
- A** Diamond Optic® setting A
- C** with Photocell

= **DUN P 070S 20 A C**

* For an alternative colour, replace 20 with the two digit number of the colour you require



This product is available in the colours listed on the opposite page, as well as any other colour from our full standard range, shown here, to special order. See inside cover flap for details.

Dundee & Crieff

IP66 IK07
CLASS I

urban contemporary

Options

Sizes:
Dundee
For mounting at 4 - 6 metres
Maximum lamp wattage: 150w

Crieff
For mounting at 4 - 6 metres
Maximum lamp wattage: 150w

Glazing:
Polycarbonate bowl

Optical control:
Diamond Optic®

Lamp:
45, 60, 90w CosmoWhite
50, 70, 100, 150w SON-T+
70, 100, 150w HQI-E
35, 70, 150w CDM-T
70, 100, 150w CDO-TT
42, 57w PL-T

Mounting:
76 mm Ø

Colours (Dundee & Crieff):
RAL 9017 Black
RAL 9017 Black ring & anodised canopy (Dundee only)
RAL 7016 Anthracite Grey
RAL 7037 Dusty Grey
RAL 5003 Sapphire Blue
RAL 6005 Light Moss Green
RAL 3005 Wine Red
PAN 7621 Metallic Silver

Other:
Electronic gear, some models

Miniature photocell

Obtrusive light shield(s), except for flat glass option

Zebra crossing version available
See page 36-39 for details

Materials

Ring: Cast aluminium

Canopy: Spun aluminium

Entry: Galvanised steel

Access: Body coloured stainless steel over-centre latches

Seals: Silicone rubber

Finish: Polyester powder coated

Contact us for electronic control systems



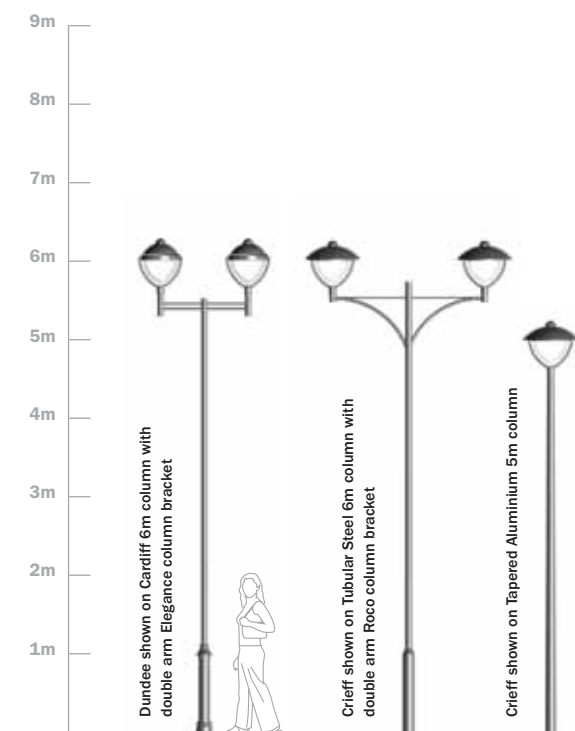
Dundee



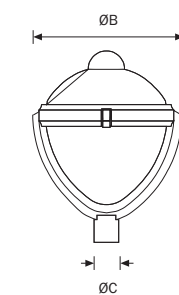
Crieff

Suggested column/bracket options

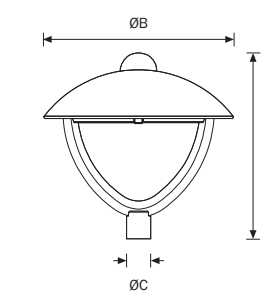
For full range of columns and brackets see page 162



Dundee



Crieff



Variant	Dimensions (mm)			Weight (kg)	Windage
	A	B	C		
Dundee	710	560	76	15.0	0.22m ²
Crieff	690	700	76	16.3	0.23m ²

dwwindsor.co.uk
answers@dwwindsor.co.uk