




Heaton Grange, Bolton

- Ingress Protection – whole luminaire sealed to IP65
- Exceptional ease of maintenance via stainless steel over-centre latches

Diamond Optic®



Diamond Optic® reflector system reduces light pollution and allows increased column spacings. See pages 16-19 for full details.

Hatfield Product Codes

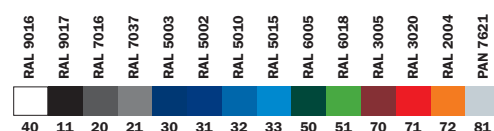
Hatfield		Example	
1. Model			
HAB		HAB	
2. Lamp			
070S	70w SON-T+/CDO-TT	150C	
100S	100w SON-T+/CDO-TT		
150S	150w SON-T+/CDO-TT		
070H	70w HQI-E		
100H	100w HQI-E		
150H	150w HQI-E		
070C	70w CDM-T		
150C	150w CDM-T		
042P	42w PL-T		
057P	57w PL-T		
045W	45w CosmoWhite		
060W	60w CosmoWhite		
090W	90w CosmoWhite		
3. Colour			
30	RAL 5003 Sapphire Blue*	30	
4. Diamond Optic® Setting			
A	5/35	Configuration See inside cover for details	D
B	10/10		
C	31/35		
D	5/25		
5. Photocell			
C	Yes		N
N	No		

Open front cover flap for our guide to using this table. For non-standard codes, call us on 01992 474600.

Example Code:
1. HAB Hatfield
2. 150C 150w CDM-T
3. 30 Painted RAL 5003 Sapphire Blue
6. D Diamond Optic® setting D
7. N without Photocell

= **HAB 150C 30 D N**

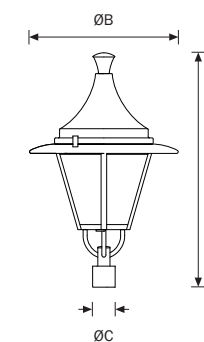
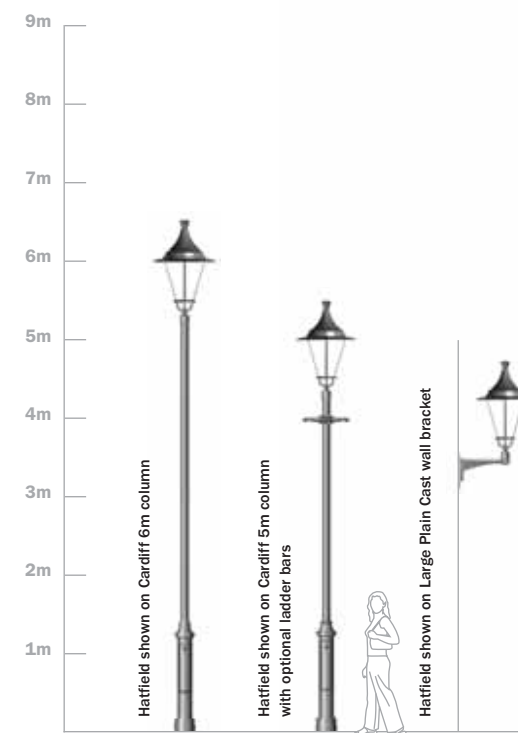
* For an alternative colour, replace 30 with the two digit number of the colour you require



This product is available in the colours listed on the opposite page, as well as any other colour from our full standard range, shown here, to special order. See inside cover flap for details.

Suggested column/bracket options

For full range of columns and brackets see page 162



Dimensions (mm)			Weight (kg)	Windage
A	B	C		
1007	585	76	10.5	0.19m ²

Hatfield

IP65 IK08
CLASS I

urban classic

Options

Sizes:
Hatfield
 For mounting at 4 - 6 metres
 Maximum lamp wattage: 150w

Glazing:
 Polycarbonate glazing cone

Optical control:
 Diamond Optic®

Lamp:
 45, 60, 90w CosmoWhite
 70, 100, 150w SON-T+
 70, 100, 150w HQI-E
 70, 150w CDM-T
 70, 100, 150w CDO-TT
 42, 57w PL-T

Mounting:
 76 mm Ø

Colours:
 RAL 9017 Black
 RAL 7016 Anthracite Grey
 RAL 5003 Sapphire Blue
 RAL 6005 Light Moss Green

Other:
 Electronic gear, some models
 Miniature photocell

Materials

Canopy:
 Spun aluminium

Body:
 Fabricated aluminium

Entry:
 Corrosion protected steel

Access:
 Body coloured stainless steel
 over-centre latches

Seals:
 Silicone rubber

Finish:
 Polyester powder coated

dwwindsor.co.uk
 answers@dwwindsor.co.uk