




Town Centre, Reading

- Ingress Protection – whole luminaire sealed to IP65
- Available with Easy-fit™ entry connector for ease of installation and accurate luminaire alignment
- Exceptional ease of maintenance via stainless steel over-centre latches

### Diamond Optic®



Diamond Optic® reflector system reduces light pollution and allows increased column spacings. See pages 16-19 for full details.

### Strand Product Codes

A	A Plus	Strand	Example
<b>1. Model</b>			
STA	STP	Standard model (Tear Drop glazing & Wide Brim)	STA
<b>2. Mounting</b>			
E	E	Top Entry Easy-fit™	E
T	T	Top Entry Threaded	
<b>3. Lamp</b>			
100S		100w SON-T+/CDO-TT	150S
150S		150w SON-T+/CDO-TT	
250S	250S	250w SON-T+/CDO-TT	
	400S	400w SON-T+	
100H		100w HQI-E	
150H		150w HQI-E	
250H	250H	250w HQI-T	
	400H	400w HQI-T	
150C		150w CDM-T	
090W		90w CosmoWhite	
140W		140w CosmoWhite	
<b>4. Colour</b>			
11	11	RAL 9017 Black*	11
<b>5. Diamond Optic® Setting</b>			
A	A	5/35	Configuration See inside cover for details
B	B	10/10	
C	C	31/35	
D	D	5/25	
<b>6. Photocell</b>			
C	C	Yes	C
N	N	No	

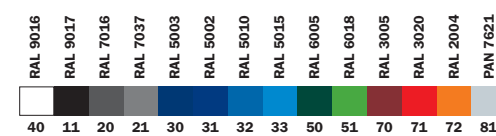
Open front cover flap for our guide to using this table. For non-standard codes, call us on 01992 474600.

#### Example Code:

- 1. STA** Strand A
- 2. E** Top Entry Easy-fit™
- 3. 150S** 150w SON-T+/CDO-TT
- 4. 11** Painted RAL 9017 Black
- 5. A** Diamond Optic® setting A
- 6. C** with Photocell

= **STA E 150S 11 A C**

\* For an alternative colour, replace 11 with the two digit number of the colour you require



This product is available in the colours listed on the opposite page, as well as any other colour from our full standard range, shown here, to special order. See inside cover flap for details.

# Strand A & A Plus

IP65 IK08  
CLASS I

urban classic

### Options

**Sizes:**  
**Strand A Plus**  
For mounting at 10 - 12 metres  
Maximum lamp wattage: 400w

**Strand A**  
For mounting at 7 - 10 metres  
Maximum lamp wattage: 250w

**Glazing:**  
Polycarbonate tear drop bowl (standard)  
Polycarbonate round bowl (Strand A only)\*\*

**Optical control:**  
Diamond Optic®

**Lamp:**  
90, 140w CosmoWhite  
100, 150, 250, 400w SON-T+  
100, 150w HQI-E  
250, 400w HQI-T  
150w CDM-T  
100, 150, 250w CDO-TT

**Mounting:**  
Easy-fit™ entry [42.4mm Ø] (Strand A)  
Easy-fit™ entry [48mm Ø] (Strand A Plus)  
Threaded entry [1¼" BSP]

**Colours:**  
RAL 9017 Black  
RAL 7016 Anthracite Grey  
RAL 5003 Sapphire Blue  
RAL 6005 Light Moss Green  
RAL 3005 Wine Red

**Other:**  
Electronic gear, some models

Miniature photocell  
Obtrusive light shield(s)

Narrow brim\*\*

Zebra crossing version available.  
See page 36-39 for details

\*\* See Strand technical page 118-119

### Materials

**Body:**  
Spun aluminium

**Entry:**  
Corrosion protected steel

**Access:**  
Body coloured stainless steel  
over-centre latches

**Seals:**  
Silicone rubber

**Finish:**  
Polyester powder coated

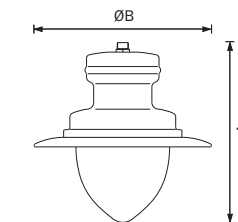
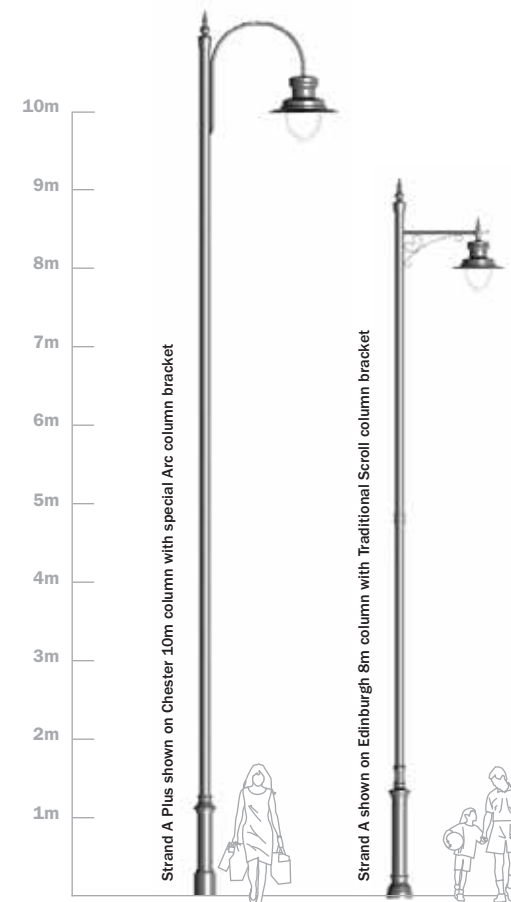
Contact us for electronic control systems

[dwwindsor.co.uk](http://dwwindsor.co.uk)  
[answers@dwwindsor.co.uk](mailto:answers@dwwindsor.co.uk)



### Suggested column/bracket options

For full range of columns and brackets see page 162



Variant	Dimensions (mm)			Weight (kg)	Windage
	A	B	B*		
A Plus	870	900	-	18.0	0.35m²
A	643	670	527	11.5	0.19m²

\* Narrow Brim (Strand A only)