



# S p a c e

**Design:** AART Designers

**FOCUS-LIGHTING**



Space



## Innovative design

AART Designers and Focus Lighting have created Space, a sophisticated, large-scale luminaire with outstanding lighting properties. Circular shades and diffusers are designed to expand the light from a compact LED to powerful and comfortable illumination - creating new human spaces.

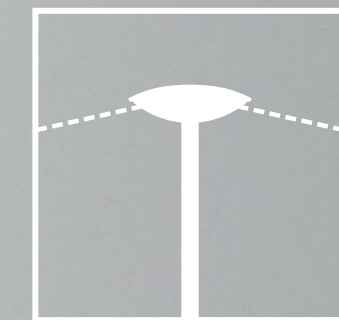


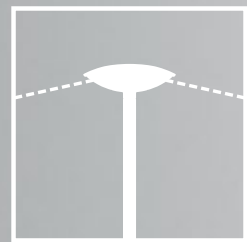
## Characteristics:

- + Comfortable, graduated light (direct/indirect/diffused)
- + Non-visible LED
- + Excellent light distribution with high uniformity
- + Energy efficient
- + Voluminous and wide
- + Fully enlightened with symmetry and asymmetry
- + Elegant on high and low poles
- + Elegant integration of smart-city sensors
- + Dark-sky friendly lighting
- + Corrosion resistant design




Space symmetrical





Symmetrical light distribution  
From above



## Symmetrical

- + Design and light in perfect harmony
- + Non-directional
- + Human comfort due to enlightened surroundings
- + Excellent light distribution with unique uniformity



Symmetrical light distribution



Symmetrical light distribution

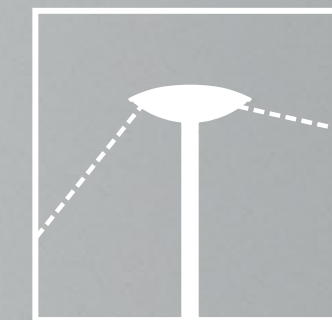
Broen er spærret  
D: 12/9 kl 20-05  
omkørsel via  
langebro

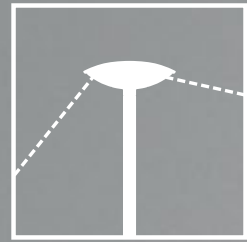
TOMMY HILF



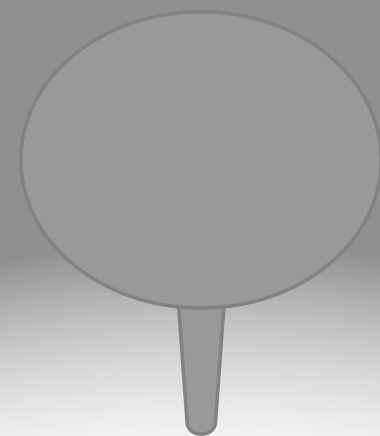


Space asymmetrical





Asymmetrical light distribution  
From above



## Asymmetrical

Asymmetrical light distributions may be the preferred choice for specific applications. Space with asymmetrical distribution is outstanding due to the fact that the visual impression of a round, fully enlightened luminaire remains the same. Some of the advantages of Space asymmetrical are:

- + Energy savings - up to 28 per cent
- + Longer distance between poles - up to 24 per cent
- + High uniformity

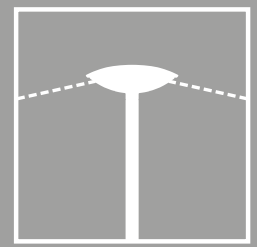
The type IV asymmetry is the right solution in most applications. In case of specific requirements to pole distance and uniformity, type II asymmetry could be advantageous.



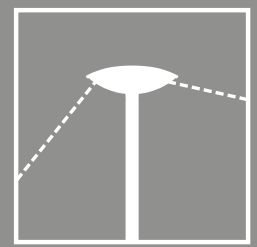

Asymmetrical light distribution




Asymmetrical light distribution



Symmetrical  
light distribution



Asymmetrical  
light distribution





Asymmetrical  
light distribution

## Fully enlightened luminaire

### **Circular form remains the same**

The large luminaire is fully enlightened - both with symmetrical and asymmetrical light distribution. The visual design of the luminaire is kept with and without the light turned on. And in any case, the LED is not visible.

Smart City  
for remote communication



Smart City Zhaga sockets  
for movement sensor



## Future proof

### **Modular design**

Like any other Focus product, Space is modularly built, meaning that by changing just one module you can keep the luminaire running and updated. New technology can be implemented in existing Space luminaires by a few simple adjustments.

### **Smart City**

Space is designed for elegant integration of sockets for smart-city solutions. The Zhaga sockets can be equipped with the preferred control and communication units.









EU design registration

Designed, engineered and manufactured  
**by Focus Lighting, Denmark**

**FOCUS-LIGHTING**

Focus-Lighting AS  
Kokkedal Industripark 40  
DK-2980 Kokkedal  
[www.focus-lighting.dk](http://www.focus-lighting.dk)