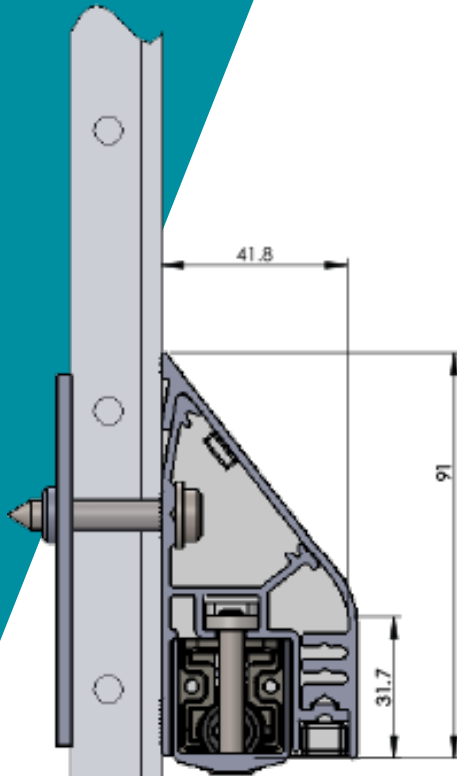


# Garda® Anti-Climb

Specification guide



# Garda<sup>®</sup> Anti-Climb



## Performance with Safety in Mind.

Garda Anti-climb is patented illuminated anti-climb system for bridges in particular created with safety in mind specifically for Network Rail footbridges but with much wider ranging potential.

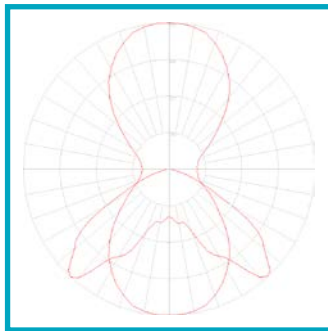
Available in the standard profile or in an increased depth profile to provide additional space for routing cabling or similar.



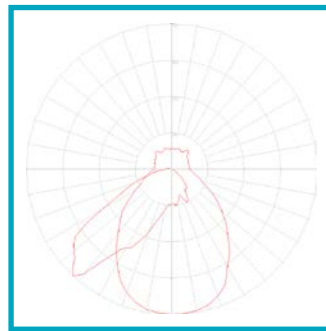
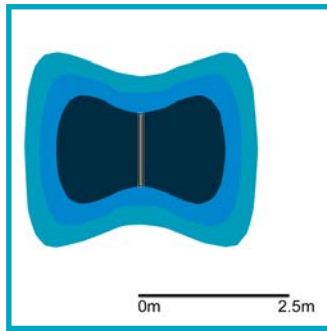




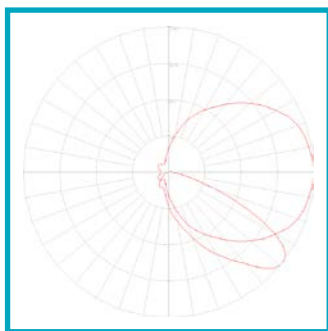
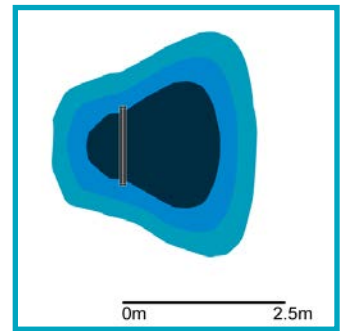
## Lighting Distribution



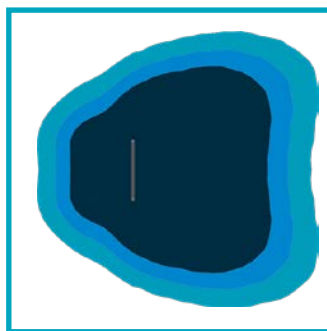
Symmetric



Asymmetric



Asymmetric Garda Pro



# Tailor made performance

Lighting designs using Garda can provide a large range of different illumination and uniformity levels to suit each project. The combination of Garda's symmetric and asymmetric distributions allows light to be directed exactly where it is needed.

Garda uses the latest Luxeon TX LEDs set in specially designed modules to create truly asymmetric or symmetric distributions. Made in multiples of 300mm lengths or flexible modules for curved rails, Garda offers a complete and flexible lighting package to meet the British Standard (BS 5489-1:2013) or customer specified lighting levels.

## Performance Data

LED Module (mm)	Lumen Output				Total Power	
	Symmetric		Asymmetric		W	vA
	3000K / 70Ra (Lumens)	4000K / 70Ra (Lumens)	3000K / 70Ra (Lumens)	4000K / 70Ra (Lumens)		
Garda 300mm	281	335	205	244	4W	6.2vA
Garda 600mm	563	670	410	488	8W	12.4vA
Garda 900mm	844	1006	615	732	12W	18.6vA
Garda 1200mm	1126	1276	820	946	15.6W	24.8vA
Garda Pro 300mm	N/A		449	489	4.4W	N/A
Garda Pro 600mm			894	972	8.8W	N/A
Garda Pro 900mm			1349	1467	13.2W	N/A
Garda Pro 1200mm			1800	1956	17.6W	N/A

## Illumination Levels and Uniformity

### Examples showing modules spaced 2m apart along the handrail

300mm Module	Path Width (m)		
	1.5	2.0	3.0
Garda Symmetric	32lux Av @ 58% Ui	27lux Av @ 46% Ui	19lux Av @ 14% Ui
Garda Asymmetric	35lux Av @ 53% Ui	31lux Av @ 50% Ui	22lux Av @ 17% Ui
Garda Pro Asymmetric	77lux Av @ 53% Ui	67lux Av @ 57% Ui	50lux Av @ 20% Ui

1200mm Module	Path Width (m)		
	1.5	2.0	3.0
Garda Symmetric	129lux Av @ 58% Ui	110lux Av @ 46% Ui	79lux Av @ 13% Ui
Garda Asymmetric	141lux Av @ 53% Ui	125lux Av @ 50% Ui	91lux Av @ 17% Ui
Garda Pro Asymmetric	308lux Av @ 78% Ui	268lux Av @ 57% Ui	200lux Av @ 20% Ui

Based upon a maintenance factor of 0.748 (0.891 for the LED x 0.84 environmental zone E3/4 (cleaning frequency 72 months))







Garda Anti-climb Cable Carry Option



# Full Control and Conformity

---

## Control

---

- Total lighting control offered with switching and dimming options and building management system integration via DALI
- Integrated emergency 3-hour functionality, including DALI self-test

## Protection

---

- Class III
- IP66
- Electrical integrity maintained with IP66 rated cables and transformer enclosures
- Surge protected
- IK 10 shock resistant with anti-tamper fixings

## Manufactured in a Quality Assured Environment + Compliance

---

- ISO 9001 - Quality Management
- ISO 14001 - Environmental Management
- ISO 18001 - Occupational Health and Safety Management
- Lighting levels designed to customer specification or to meet the British Standard (BS 5489-1:2013)

## Colours

---

- RAL 9005 Black
- RAL 7046 Mid Grey
- RAL 7035 Light Grey
- RAL colours available on request.

## Materials

---

- **Body:** High pressure die-cast aluminium
- **Glazing:** Polycarbonate
- **Seals:** Silicone
- **Finish:** Polyester powder coat



### DW Windsor

Pindar Road, Hoddesdon, Hertfordshire, EN11 0DX  
T: +44(0) 1992 474600 | E: info@dw Windsor.com  
dw Windsor.com





